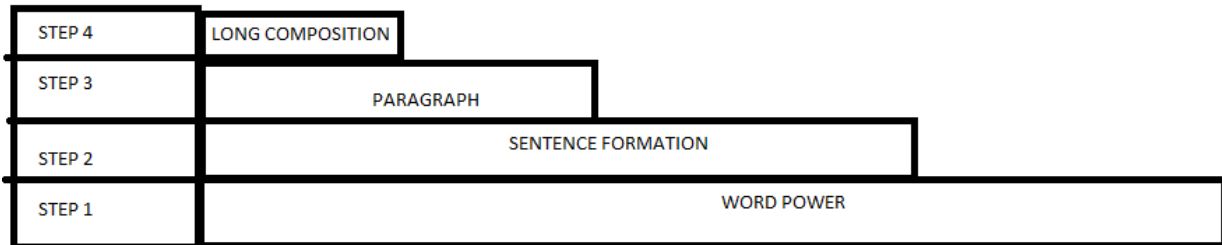


# PROJECT – MY MINI DICTIONARY

TIME – 1 Semester

THE LADDER OF LANGUAGE LEARNING



Let's climb one step at a time:

## STEP 1 : WORD POWER

### TOOLS REQUIRED:

1. DICTIONARY – Use a dictionary which translates into Hindi or your native language.
2. DIGITAL RESOURCES –
  - a. Google search.
  - b. Mobile dictionary app with translation, synonyms, antonyms, plural, thesaurus

### ACTIVITY:

WORD ASSOCIATION TECHNIQUES:

In your notebook, create these per week:

- A. Two CLUSTER WEBS.
- B. Two CHARACTER CARDS.
- C. Two MIND MAPS.

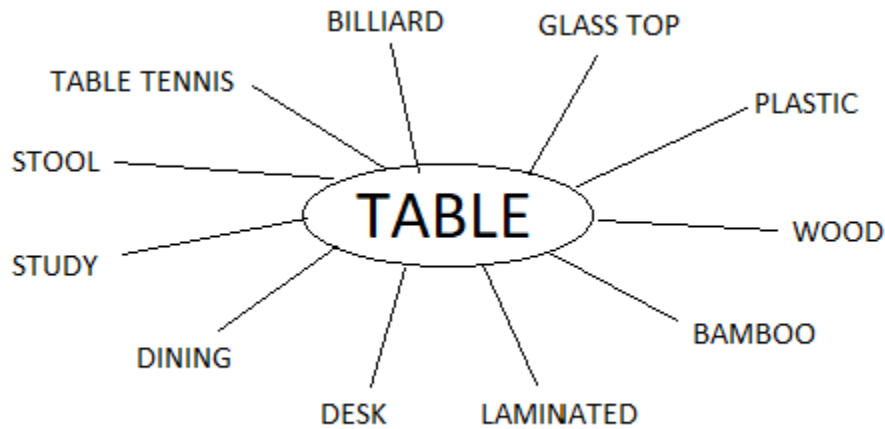
A. CLUSTER WEB

Pick a word from the things you use in your daily life.

Think in your own language, all the words related to the chosen word.

Translate into English and complete your web.

Eg: I choose the word "TABLE"



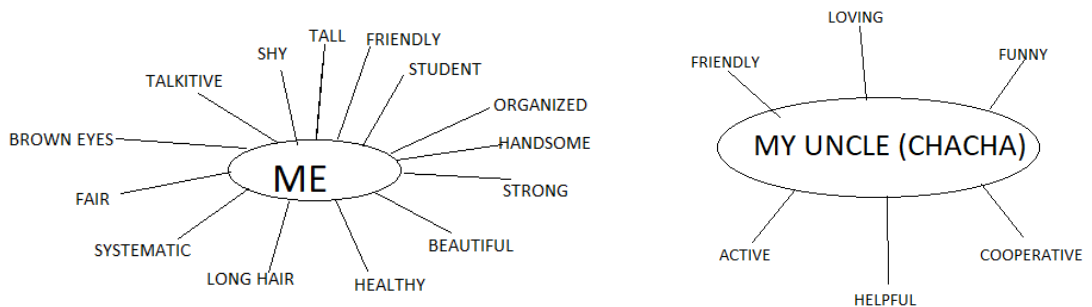
Now choose the words – Computer, Cellphone, room kitchen, road, canteen, store (daily needs), gym, clothes, parlour, shopping mall, PVR, library, restaurant, bike...

For every word make a cluster web by adding 10 – 15 related words

B. CHARACTER CARD

Write the qualities about yourself and all the people that you relate yourself or come in contact with in your daily life. Think about their qualities and translate.

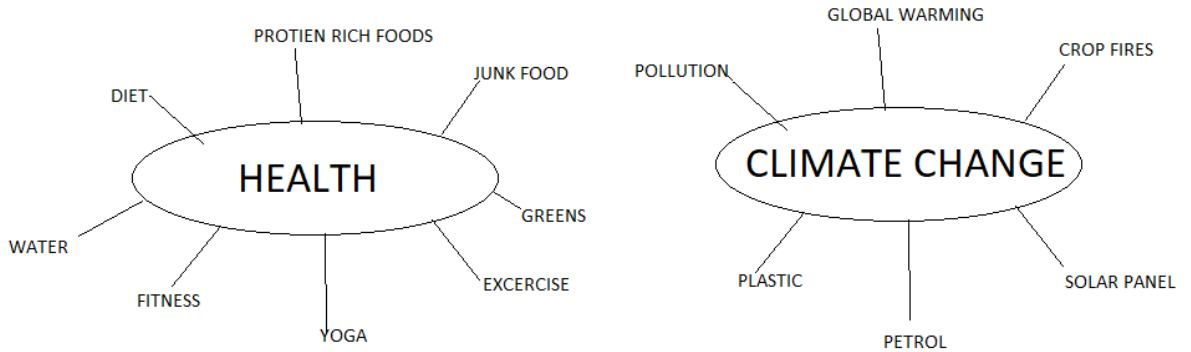
Eg:



Make character cards by choosing the following characters from your life : mother, father, relatives(brother, sister, cousins, uncle, aunt), teachers, helpers (shop keepers, gatekeeper, tea stall keeper) etc.

C. MIND MAP

Give your opinion about events, issues, famous or popular people that affect you and your life. Think and translate.



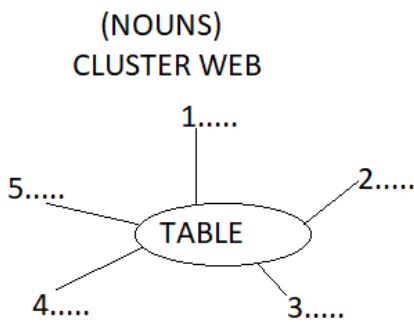
Choose from - your favorite movie, book, leaders in your field, politics, favorite sports heroes, games, science-artificial intelligence, Television/Netflix series, dream job OR you can stick a picture, cutting, poster instead of a word.

SO GET GOING - FOR IF YOU HAVE WORD POWER - YOU CAN GROUP THEM INTO STEP 2 of language learning-Sentence formation.

IN YOUR NOTEBOOK – Convert or label – MY MINI DICTIONARY

Take two pages at a time, divide the first page into four parts:

**PAGE 1 :**



USE DICTIONARY TO WRITE...

	MEANING	PLURAL	OPPOSITE	PREFIX/SUFFIX
1.				
2.				
3.				
4.				
5.				

WRITE ADJECTIVES

1. Dining Table
2. Glass top Table
3. Laminated Table
4. Billiard Table
5. Study Table

WRITE ACTION WORDS (VERBS)

1. Dining Table - EAT
2. Desk - Study
3. Table - Write
4. Billiard Table - Play

**PAGE 2 :**

Write meaningful sentences from the information of "Page 1"

Eg:

- I write on my study table
- I play table tennis on my TT table
- I eat my dinner on the dining table

Do the same two page activity with MIND MAP / CHARACTER CARD.

**Speaking Practice:**

- a. Read these sentences / words aloud.
- b. Record your speech on a device such as a mobile phone .
- c. Listen and correct your pronunciation.